



TIMBERLOOK FLUSH SASH


— HERITAGE WINDOWS —

TIMBERLOOK FLUSH SASH

— HERITAGE WINDOWS —

Introducing Timberlook Heritage Flush Sash – a modern uPVC window that beautifully replicates traditional heritage designs. With authentic period proportions and carefully crafted details, Timberlook is ideal for renovations or those looking to preserve a historic building's character.

Designed for modern living, Timberlook Heritage windows and doors boast features such as high energy efficiency and low maintenance. The sleek, minimal design is also ideal for contemporary new builds.



Contents

02	Welcome
04	Tradition & Heritage
06	Before & After
08	Timberlook Technology
10	The Best of Both Worlds
12	A <i>'Remarkable Renovation'</i>
14	The Radlington Cill
15	Flush Sash Doors
18	Conservation & Planning
19	New Build Projects
20	Colour Range
22	Finishing Touches
24	Completing the Look
28	Inspiration
31	Introducing Decorio



TRADITION

Combining classic heritage design with modern innovation.

At Timberlook, we've embraced the best of both worlds — combining the enduring character of traditional design with the benefits of modern-day innovation. Advances in materials and manufacturing allow us to create windows and doors that reflect the detail and proportions of classic timber while meeting the highest performance standards for contemporary living. The result is a carefully considered collection that delivers on every level — authentic in appearance, efficient in function, and built to stand the test of time.

Timberlook PVCu flush casement windows are virtually indistinguishable from their timber counterparts, yet they offer several significant advantages. Our modern, wood-effect PVCu windows are undoubtedly more affordable than genuine wooden frames, and they can significantly increase the comfort and appearance of any property. With advanced materials and manufacturing, our windows provide excellent insulation and require minimal upkeep, blending historical elegance with the ease and efficiency expected for 21st-century living.





THE DEVIL IS IN THE DETAIL

While natural timber offers undeniable beauty, drawbacks often make it less practical for modern homes. Timber windows can warp, swell, or twist with changing weather, requiring frequent maintenance to preserve their appearance and functionality. Untreated timber frames can suffer from rot and wear, so the costs and time needed for upkeep add up quickly.

Timberlook heritage windows offer an elegant solution—capturing the look of traditional timber without the hassle. An authentic flush exterior finish and square mortise-and-tenon detailing reflects classic casement design using advanced materials that eliminate time-consuming maintenance.

Our selection of period colours and wood-effect finishes complements any architectural style. From the soft, natural hues of Cream, Pebble Grey and Painswick (ideal for stone and brick facades) to Smooth Anthracite Grey for a contemporary look that matches the most popular aluminium bi-fold doors, Timberlook provides versatile, low-maintenance options that bring elegance to every home.



Before

Timberlook Heritage Flush Sash windows were instrumental in renovating this charming, thatched Mock Tudor home on the Fylde Coast.

Initially constructed in 1995, the property's dark beams and wooden windows were in dire need of upkeep when its owner acquired it in 2019. Significant enhancements were made to the house's aesthetics throughout a year-long restoration project, including the installation of Timberlook Painswick woodgrain textured windows, complemented by a matching Solidor composite front door.

Introducing new windows and glazed units improved the home's thermal efficiency, while the modern uPVC profiles reduced the need for extensive maintenance. The decision to replace the intricate leaded glass with a sleek single astragal bar design streamlined the appearance and allowed more natural light to flood each room. The previous black, wany-edged mock beams were replaced with smooth, clean-lined timbers, finished in a colour-matched Painswick, creating a fresh and inviting look.

MOCK TUDOR to MODERN *CLASSIC*



Before



After

TECHNOLOGY

The secure & energy-efficient alternative to timber.

Timberlook features an optional deep bottom rail and concealed external trickle ventilation to provide a flawless external appearance that best resembles traditional flush timber windows- a unique find within the PVCu Flush Sash market!

Timberlook's innovative PVCu Flush Sash Window System is designed with a square mortise-and-tenon fabrication for both the sash and outer frame, eliminating the visible mitred joints typically associated with PVCu. In addition, multipoint shoot-bolts are used on all opening windows and feature a night vent option, providing unparalleled security alongside healthy ventilation.

With a 70mm depth for quick and easy installation and a slim 58mm sash that mirrors the elegance of classic wooden frames, Timberlook Flush Sash Windows seamlessly blend modern efficiency with timeless style.

Timberlook windows have been designed to look as stunning from the inside as they do from the outside. The system features an ornately sculpted ovolo profile to the interior, adding subtle curves that create a softer, more refined appearance. This attention to detail ensures your windows complement the beauty of your indoor space.



Are Trickle Vents Necessary?

The updated Building Regulations, introduced in June 2022, now require that most newly installed windows include trickle ventilation. As modern windows improve airtightness, these changes ensure homes remain adequately ventilated.

Replacing Windows with Existing Vents:

If the windows being replaced already have background ventilation, the new windows must include vents that are at least equivalent in size to the original ones. These vents must also be controllable (either by the occupant or automatically).

Replacing Windows Without Existing Vents:


When replacing windows without background ventilation, it is assumed that the improved airtightness of modern windows serves to reduce airflow. Trickle vents must be fitted to the new windows to maintain or enhance ventilation. This requirement helps ensure that the overall air quality in your home remains uncompromised.



Dual-Setting Night Vent

Timberlook windows offer even greater peace of mind with Yale's high-security shoot-bolt locking system, designed for exceptional strength and reliability. This advanced system provides enhanced security that easily meets PAS24:2016 standards, making it the ideal choice for flush-fitting windows.

In addition to robust security, Timberlook windows feature a dual-setting night vent. The night vent setting provides nighttime ventilation, while the high-security shoot-bolt locking system ensures the window remains firmly secure while you sleep.



Timberlook Concealed Ventilation

Trickle vents can often disrupt the clean lines of a window frame, creating an unsightly addition to the external façade. To solve this, we've engineered a discreet head drip solution. Seamlessly integrated with the Timberlook outer frame, this innovative design completely conceals the external vent.

Pictured: 3 Section Bay with Astragal Bars in Painswick



THE BEST OF BOTH WORLDS

Timberlook Bay Windows deliver the ultimate solution for traditional charm or contemporary functionality.

Expertly crafted to replicate the beauty of traditional timber, our windows provide all the advantages of cutting-edge uPVC glazing systems, ensuring exceptional performance and energy efficiency. Simply put, *we have re-designed wooden windows for 21st-century living.*

Crafted in Great Britain by one of the country's leading PVCu and Aluminium fabricators, Timberlook Flush Sash Windows and Doors are a testament to innovation and heritage. Our skilled designers and manufacturing experts combine decades of experience to create solutions that honour the elegance of traditional architecture while delivering modern durability and energy efficiency. With the Timberlook system, you can enhance the character of your property while ensuring it stands the test of time.

As pictured, and synonymous with wooden past windows, Timberlook offers an optional Transom Weather Bar fixed externally to the transom section. At only 30mm, it provides authentic period detailing while complementing the clean lines and heritage appeal indicative of the Timberlook range.

Recreate heritage charm with our 20mm Cottage or Astragal Bars, mounted on the glass for a timeless look with modern thermal efficiency. For a truly bespoke touch, opt for traditional leaded glass to perfectly complement your home's character.

Flush casement windows are a hallmark of sophistication, gracing homes from every era with refined simplicity. Their understated, minimal design complements period properties and contemporary architecture with effortless charm. With Timberlook, you can achieve the character and style you desire without compromising modern thermal efficiency and security standards— it truly is the perfect fusion of tradition and technology.



GEORGE CLARKE'S REMARKABLE RENOVATIONS



As seen on Channel 4's George Clarke's Remarkable Renovations, Timberlook Flush Sash Windows and Doors were key in transforming a 120-year-old cattle shed and milking parlour. Originally constructed at the height of the Agricultural Revolution in the late 1900s, this historic building has been skillfully extended and rejuvenated.

Thanks to the Timberlook Heritage Flush Sash system, this property has been beautifully converted into a warm and inviting home, seamlessly blending country charm with modern comfort.





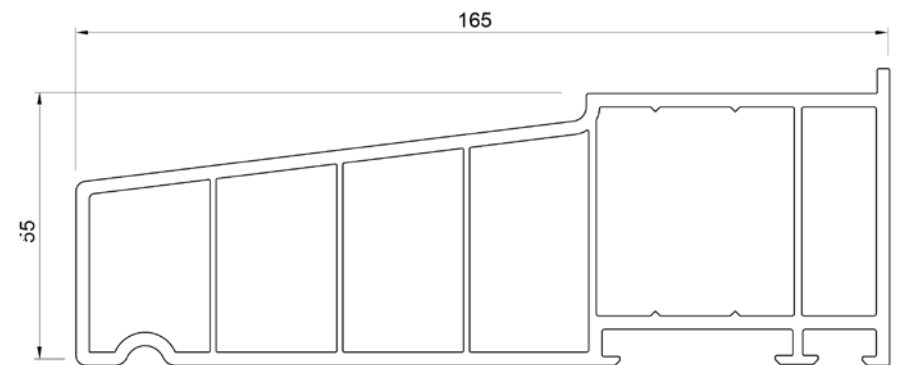
Pictured: Painswick on Smooth White Windows & Doors, including a non-opening circular window.



THE • RADLINGTON GLOUCESTER

Our windows and doors come complete with a sleek, contemporary 30mm deep cill as standard. But for those seeking an even more authentic timber-effect finish, the optional Radlington Cill is the ideal upgrade.

At 55mm tall, the Radlington Cill features a deeper profile reflecting the charm of traditional timber window design while blending seamlessly with modern aesthetics. It is a must-have for those wanting to purchase windows and doors with a genuine, authentic look and feel.



TIMBERLOOK FLUSH DOORS

The only door system to perfectly complement the Timberlook Heritage Flush Sash Window.

Timberlook Flush Doors provide a stylish and practical solution for adding charm and character to any property. Perfect for period renovations or introducing traditional aesthetics to contemporary and newly built homes, these doors offer traditional appeal with modern engineering.

Our Flush Doors are crafted with a discreet diagonal weld, ensuring the extra strength needed for larger glass units while maintaining the elegant aesthetics you expect from Timberlook. For wider apertures, dummy sashes provide a more traditional alternative to bi-fold doors, replicating the sightlines of French Doors. Taller doors can also incorporate fanlights for added versatility and style.

While all doors open outwards, they can be customised with astragal bars for a more detailed, classic finish.



Now featuring an optional mechanical midrail section, Timberlook Flush Doors allow for an even more authentic replication of traditional timber door designs. This addition is perfect for those seeking a truly classic look with the benefits of low-maintenance, high-performance materials.





As highlighted above, we have thoughtfully designed the head and cill with increased depth to deliver an authentic look for French doors with side panels. This approach ensures uniform glass heights and smooth sightlines, achieving a harmonious and consistent view that echoes the elegance of traditional timber doors.

Our Flush Sash French and Single Doors are available in the same extensive colour palette as our window collection, allowing for a unified and stylish finish throughout. Every detail is considered, with matching furniture and hardware from our Standard and Premium Collections. Timberlook doors also feature discreet hinges, combining authentic heritage character with modern performance to create a cohesive look that will never go out of style.





Pictured: Timberlook Windows featuring leaded glass and Timberlook Doors with astragal bars, both in Polar White.

CONSERVATION AND PLANNING

When creating the Timberlook glazing system, we paid close attention to every detail, ensuring our designs meet the requirements of *Article 4 Conservation Area Guidelines for Windows*. These guidelines, which aim to protect the unique character of conservation areas, serve as the foundation for our approach. By combining traditional design principles with modern materials and techniques, Timberlook offers secure, thermally efficient windows beautifully suited to heritage properties.

Timberlook Flush Sash Windows have been developed to respect the architectural history of older buildings while offering the benefits of modern engineering. Their design incorporates authentic features, such as slim sightlines and period-accurate proportions, making them an ideal choice for homes where maintaining a traditional appearance is essential.

Our windows have been recognised as a suitable solution for conservation areas by planning authorities across the UK. For instance, Timberlook Flush Sash Windows were recently approved for a substantial home-building project in The Cotswolds, an area known for its picturesque villages and historic charm. The local authority noted the windows' authentic appearance and confirmed they were an appropriate choice for preserving the visual harmony of the area.

Planning Permission should always be obtained from the Local Planning Authority before commencing any work.

...accepted as a variation on Condition 11, they are considered to successfully mimic traditional flush casements, and care has been taken over details such as the cill and trickle ventilation...

Heritage Officer, Cotswold Council



NEW BUILD PROJECTS

When specifying windows for any newly built property, ensuring they meet the latest building regulations is essential. Whether your project involves a single home or a housing development, compliance is key.

Our windows and doors are designed to meet the stringent requirements of modern construction standards. They can be specified to meet the updated Document Q regulations, having undergone rigorous independent testing. The upgraded glass & hardware components ensure that Timberlook windows are certified to PAS24, providing the security and peace of mind required to satisfy building inspectors.

While Timberlook windows excel in security and compliance, they also provide an opportunity to improve a property's energy efficiency. As standard, our windows achieve an impressive U-value of 1.4. However, U-values as low as 1.2 can also be reached with the use of upgraded Planitherm 1 glass, significantly improving thermal performance and contributing to a more sustainable home.

It is important to note that independent standards should be discussed with your local installer to ensure your Timberlook windows conform to specific project requirements.



Pictured: New-build family home in Sussex, Polar White with astragal bars

COLOUR RANGE

LIGHTS

Soft and natural, lighter shades are a perfect match for traditional homes. Their subtle tones enhance original features, brighten period façades, and offer a timeless finish that respects the character features of any period property.



White



Polar White



Cream



Painswick



Pebble Grey



Chartwell Green

WOOD-EFFECT

A true 'timber-look' with the lasting benefits of modern materials. An ideal for heritage homes.



Irish Oak



Golden Oak



Rosewood

DARKS

Darker colours provide a contemporary edge and are often used to create a striking contrast in more modern homes.



Smooth Grey



Grey



Black



Ulti-Matt Black



LEAD TIME & AVAILABILITY

Timberlook's carefully curated colour palette complements buildings of any age or architectural style. Whether you're working with traditional stone, brickwork, or a more contemporary exterior, there's a shade to suit every property.

From authentic woodgrain finishes like Oak and Rosewood to Anthracite Grey and the soft grey-green of Painswick, our collection offers versatility and style. Chartwell Green remains a favourite for stone cottages and period homes, offering a classic touch for those who appreciate traditional charm.

Dual-colour options are also available, making it easy to match interior decor without compromising the external design. While most standard colours and finishes are readily available, bespoke combinations may impact lead times. Please consult our colour matrix or speak to your local Timberlook Heritage supplier for guidance and availability.

E = Extended Lead Time
S = Standard Lead Time

White
Polar White
Black
Ulti-Matt Black (Smooth Black)
Anthracite Grey
Smooth Anthracite
Chartwell Green
Cream
Rosewood
Pebble Grey
Painswick
Golden Oak
Irish Oak

White
Polar White
Black
Ulti-Matt Black (Smooth Black)
Anthracite Grey
Smooth Anthracite
Chartwell Green
Cream
Rosewood
Pebble Grey
Painswick
Golden Oak
Irish Oak







		COLOUR INSIDE														
COLOUR OUTSIDE	White	S	X	X	X	X	X	X	X	X	X	X	X	X	X	X
	Polar White	S	S	X	X	X	X	X	X	X	X	X	X	X	X	X
	Black	S	S	S	X	X	X	X	X	X	X	X	X	X	X	X
	Ulti-Matt Black (Smooth Black)	S	X	X	S	X	X	X	X	X	X	X	X	X	X	X
	Anthracite Grey	S	S	X	X	S	X	X	X	X	X	X	X	X	X	X
	Smooth Anthracite	S	X	X	X	X	S	X	X	X	X	X	X	X	X	X
	Chartwell Green	S	E	X	X	X	X	E	X	X	X	X	X	X	X	X
	Cream	S	S	X	X	X	X	X	S	X	X	X	X	X	X	X
	Rosewood	S	E	X	X	X	X	X	X	S	X	X	X	X	X	X
	Pebble Grey	S	S	X	X	X	X	X	X	X	S	X	X	X	X	X
	Painswick	S	S	X	X	X	X	X	X	X	X	S	X	X	X	X
	Golden Oak	S	X	X	X	X	X	X	X	X	X	X	S	X	X	X
	Irish Oak	S	X	X	X	X	X	X	X	X	X	X	X	X	S	X

FINISHING TOUCHES

Timberlook windows and doors come with sleek hardware as standard, but you can enhance their character further with our exquisite range of traditional ironmongery.

Where heritage charm meets modern performance, our Premium Regency handles blend classic craftsmanship with contemporary innovation, offering an authentic aesthetic that perfectly complements the Timberlook Heritage Flush Sash system. Designed for effortless functionality and superior security, they provide the perfect finishing touches.

Standard Handle Colour Range:

	Chrome		White
	Satin Silver		Black
	Gold		Antique Black



Pictured: Standard White handle

STYLES

Choose from the elegant *Monkey Tail* or *Pear Drop* styles for windows with a *Heritage* option for doors. Handles are available in classic *Heritage Black* or the refined *Pewter Patina*, each crafted to evoke the character of period homes.



ACCESSORIES

Matching *dummy* peg stays are also available and complement the premium handle range beautifully, adding an authentic touch and historic appeal.



INNOVATION

Unlike traditional allen key mechanisms, our innovative key-driven locking system offers seamless security, making everyday operations effortless. The handle opens the windows with a simple push button and locks securely with a rosette key to activate the deadlock for enhanced peace of mind.



Pictured: Heritage Black Pear Drop handle

COMPLETING THE LOOK

A well-considered renovation is about more than just windows — it's about creating a harmonious and beautifully cohesive space. As specialists in aluminium and uPVC systems, we offer a carefully curated range of complementary products to help bring your entire vision to life.

Aluminium sliding and bi-folding doors are perfect for opening interiors up and blending indoor and outdoor living. Thanks to aluminium's natural strength, we can create larger expanses of glass with slim, elegant frames — letting in more natural light and enhancing your home's sense of space and flow.

Our roof light and lantern roof systems build on this feeling of openness with minimalist aluminium profiles that offer unobstructed sky views and allow daylight to pour in from above.

For entrances, our composite door range offers both style and substance. Designed to complement Timberlook, these doors are available in various colours and finishes — ideal for preserving the character of period properties or tying in with a more contemporary design.

Coordinating finishes across windows, doors and roof systems is the perfect way to ensure a renovation feels seamless and considered from every angle.

To explore our full range, speak with your local Timberlook specialist today.



Pictured: Painswick Flint 2 Solidor



Pictured: Grey Aluminium Bi-folding Door



Pictured: Grey Aluminium Lift & Slide Patio Door



Pictured: Grey Aluminium Lift & Slide Patio & Aluminium Roof Lantern

INSPIRATION



**Render /
Paintwork**



**Brickwork
Styles**



**Cladding
Styles**



DECORIO

The steel-look collection inspired by the past but designed for today.

Are you drawn to Timberlook for its authentic appearance and modern performance as a genuine alternative to traditional timber windows and doors? If so, you may also appreciate the design-led thinking behind our internal glazing range—**Decorio**.

Where Timberlook reimagines classic timber, Decorio offers a contemporary alternative to steel. Designed to emulate the elegance and historical charm of steel glazing, the Internal Collection features hinged doors, sliding doors, and fixed screens made from high-performance aluminium. The result is a refined look with beautifully slim sightlines—without the price tag, maintenance challenges or risk of rust.

Perfect for adding character and definition to interiors, Decorio enhances period homes and modern properties, offering style, practicality, and longevity in equal measure.

Discover more at www.decorio-doors.com.



Pictured: Black Decorio Internal Collection French Door

TIMBERLOOK
FLUSH SASH
— HERITAGE WINDOWS —

 **MADE IN
BRITAIN**[®]
timberlook.com

Your local specialist supplier is...

Disclaimer: From time to time, our products' dimensions, hardware and designs will change to reflect product development. Accordingly, photographs, drawings, and product dimensions may not always be accurately represented on our website or in brochure material. In addition, material colours on our website and brochure are representations only. Printing and computers only show an approximation. Customers should choose colours from actual samples. Before purchasing any product, you should check with your installer about the current design, dimensions, and exact colour of any product.